

Musical Advent Calendar



Dear musical people,

I made an advent calendar for my piano students and I'd like to share it to other kids and beginner music students. You may use it for yourself and/or share it for your music students, friends and family. I made all drawings and fotos by myself and the copyright is by me. It is not allowed to use it for commercial purposes. You may use the calendar private and for your students for free, but if you like to support my work, you may donate to my paypal account: mazidisp@hotmail.com – I would be happy too, if you could support our children concerts in the Villa Teresa in Coswig Germany with a small donation. Teresa Carreño & Eugen d'Albert Gesellschaft Coswig e.V.

„Donation for children concerts“

Bank: Sparkasse Meißen

IBAN: DE33 8505 5000 3010 0329 69

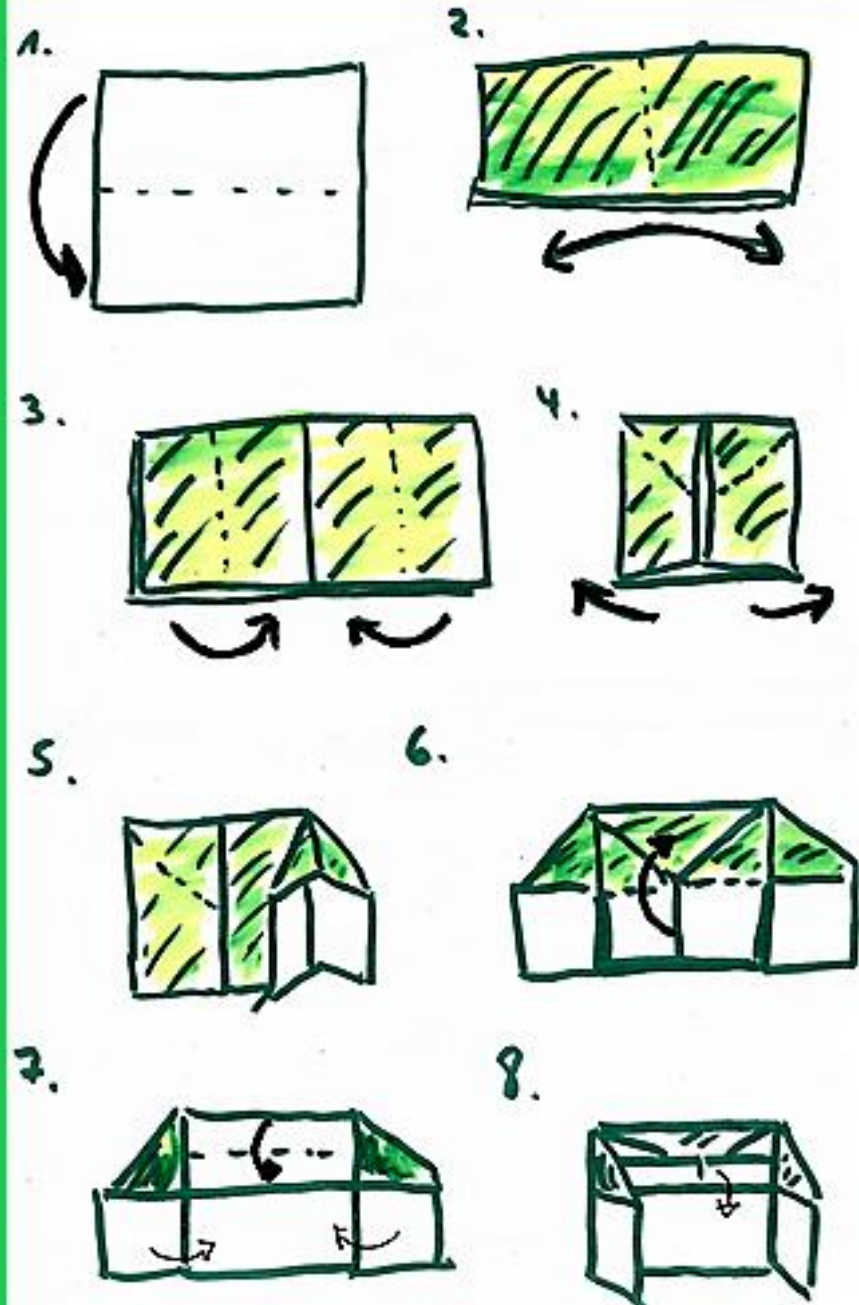
BIC: SOLADES1MEI

<https://www.villa-teresa.de/foerderverein/doremi>

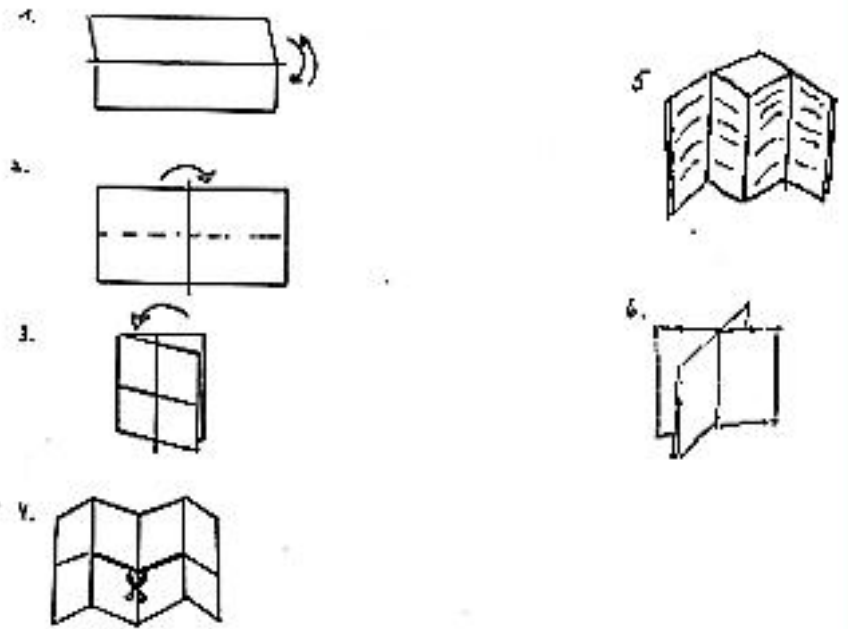
I hope you and your music students enjoy my selfmade advent calendar! Take care and keep healthy! Have a nice advent season!


Yours Marion Langer – klavierunterricht-bei-marion.de

Instruction Mini Piano



Instruction Minibook





*Cut the paper and make a piano.
You'll find the instruction on an extra sheet.*



What child is this?

Großbritannien

1. What child is this, who laid to rest, on Ma-ry's lap, is
 sleep-ing, whom an-gels greet, with an-thers sweet, while
 shep-herds watch, are keep-ing? This, this is
 Christ the King, whom shep-herds guard, and an-gels sing.
 Haste, haste to bring him laud, the Babe, the Son of Ma-ry!

2. Why lies he in such mean estate where ox and ass are feeding? Good Christians fear: for sinners here the silent word is pleading. Nails, spear shall pierce him through, the cross be borne for me, for you. Hail, hail the word made flesh, the babe, the son of Mary!

3. So bring him incense, gold and myrrh; Come, peasant, king, to own him! The king of kings salvation bring; Let loving hearts embrace him! Raise, raise the song on high! The Virgin sings her lullaby Joy, joy, for Christ is born, the babe, the son of Mary!

© Carus-Verlag Liederprojekt.org

As I sat on a sunny bank / I saw three ships

Großbritannien

1. As I sat on a sun-ny bank, a sun-ny bank, a sun-ny bank, as
 I sat on a sun-ny bank on Christ-mas Day in the morn-ing.

2. I saw three ships come sailing by, come sailing by, come sailing by, I saw three ships come sailing by on Christmas Day in the morning.

3. And who d'you think were on the ships, were on the ships, were on the ships, and who d'you think were on the ships, but Joseph and his Lady.

4. O he did whistle and she did sing, and all the bells on earth did ring, for joy our Saviour Christ was born on Christmas Day in the morning.

5. Then let us all rejoice amain*, on Christmas Day, on Christmas Day, then let us all rejoice amain on Christmas Day in the morning.



Go, tell it on the mountain

1-5. Go, tell it on the moun-tain, o-ver the hills and ev'-ry-where;
 go, tell it on the moun-tain, that Je-sus Christ is born.
 1. While shep-herds kept their watch-ing over a-lert flocks by night, be
 hold through-out the heav-ens there shone a ho-ly light
 D.C. al f

2. The shepherds feared and trembled, when lo! Above the earth, rang out the angels' chorus that hailed the Saviour's birth. Go, tell it on the mountain...

3. And lo! When they had heard it, they all bowed down to pray, then travelled on together, to where the Baby lay. Go, tell it on the mountain...

4. Down in a lowly manger the humble Christ was born and God sent us salvation that blessed Christmas morn. Go, tell it on the mountain...

5. I too am like a shepherd, my flock of days to guard, each day finds time for praying, from this I won't retard. Go, tell it on the mountain...



Melodie und Text: Spiritual um 1865, Textfassung von John Wesley Work Jr. (1875-1923) um 1880

Jingle bells

1. Dash-ing through the snow in' a one-horse o-pen sleigh, o'er the fields we
 go, laugh-ing all the way. Bells on bob-tail ring, making spir-its
 bright, what fun it is to ride and sing a sleigh-ing song to - right.
 1-3. Jin-gle bells, jin-gle bells, jin-gle all the way! O, what fun it
 is to ride in a one-horse o-pen sleigh - one-horse o-pen sleigh!

2. A day or two ago I thought I'd take a ride, and soon Miss Fannie Bright was seated by my side. The horse was lean and lank, moreover scemed his lot, he got into a drifted bank and we, we got upset. Jingle bells...

3. Now the ground is white, go it while you're young; take the girls tonight and sing this sleighing song. Just get a bobtailed bay, two-forty for his speed, then hitch him to an open sleigh, and crack! You'll take the lead. Jingle bells...

Melodie und Text: James Lord Pierpont (1842-1890) 1883

The First Noel
 Lyrics: John Shawe (1811)

Deck the hall / Oer yw'r gw'r
 Großbritannien / USA

Adeste, fideles
 Weltweit

Hark! The Herald Angels Sing
 Großbritannien
 Copyright: public domain. This score is a part of the Open Source Project, and remains copyright-free forever. This score is a part of the Open Source Project, and remains copyright-free forever.

Schneeflöckchen, Weissröckchen



1. Schneeflöckchen,
Weißröckchen,
wann kommst du
geschneit?
Du wohnst in den
Wolken,
dein Weg ist so weit.

1. Tiny Snowflake,
little whitedress,
when are you
coming snowed?
You live in the
clouds
your way is so far.

Trad. German Winter
Song

Mother Hulda
shaked up this
winter song. Can
you help and bring
it into the right
order?

Marion

Find more verses here: www.liederprojekt.org/lied30282-Schneefloekchen_Weissroekchen.html



Cut out and stick together this cube. Be creative with it. You could make a coloured code with different rhythms or notes which help you to 'compose' a funny melody. Write down your composition.

Instruction Paper Star



Use this paper to make a star. You'll find the instruction on an extra sheet.

Largo.

Weihnachts-Lied.

Melodie von Fr. Xav. Gruber.



1. *Vil-* be *Kräft!* *heil-* ge *Kräft!* *Ich* hab *schlief*, *ich* hab *schlief*, *du* du *traute* *feilige* *Paar*, *hol* dich *lieb* in
 2. *gott* *es* *Wort!* *O!* *du* *hast* *Lieb* *und* *Trimm* *göttlich* *Wort*, *du* *mit* *schlief* *din*
 3. *du* *der* *Malt* *heil* *erweckt*; *du* *der* *himel* *gold* *erweckt*, *und* *du* *er* *erweckt*
 4. *Wo* *ist* *frucht* *al-* *le* *Kraft* *in* *de* *lieb* *er* *erweckt*, *und* *al-* *le* *erweckt*
 5. *Lange* *er* *erweckt*, *al-* *le* *er* *erweckt* *er* *erweckt*, *in* *de* *erweckt*
 6. *Er* *erweckt* *du* *erweckt* *du* *erweckt* *Malleluja!* *al-* *le* *erweckt*



1. *lockig* *er* *erweckt*; *al-* *le* *er* *erweckt*; *al-* *le* *er* *erweckt*!
 2. *al-* *le* *er* *erweckt*; *Jesus!* *in* *de* *erweckt*! *Jesus!* *in* *de* *erweckt*!
 3. *al-* *le* *er* *erweckt*; *Jesus!* *in* *de* *erweckt*! *Jesus!* *in* *de* *erweckt*!
 4. *al-* *le* *er* *erweckt*; *Jesus!* *in* *de* *erweckt*! *Jesus!* *in* *de* *erweckt*!
 5. *al-* *le* *er* *erweckt*; *Jesus!* *in* *de* *erweckt*! *Jesus!* *in* *de* *erweckt*!
 6. *al-* *le* *er* *erweckt*; *Jesus!* *in* *de* *erweckt*! *Jesus!* *in* *de* *erweckt*!



Text von Joseph Mohr Capriccio 1816.



Hi!

This is a surprise postcard!

Send me an email to

mazidisp@hotmail.com



or contact me under

klavierunterricht-bei-marion.de

and I'll send you my postal code. Then send me a christmas or wintercard back as snail mail. Don't forget your address! I'll send you a little surprise! I'll delete your address afterwards and will not pass it on to others.

yours

Marion



*Take your time today
and write christmas or
winter postcards to your
family and friends!*



*de
2ma8*



How many minutes a day did you practice your instrument this week?

Colour the suitable cookies.



Simple Walnut Cookies from the Tray

Ingredients (I tried to translate it in cups, it is not as accurate as grams, but I hope it works too!)

225 g / 1 $\frac{3}{4}$ cups spelt flour or wheat flour

100 g / 1 cup ground walnuts

75g / $\frac{1}{3}$ cup sugar

150g / $\frac{3}{4}$ cup butter

1 teaspoon cinnamon

a dash of salt

a hand full of chopped walnuts

100g / $\frac{3}{4}$ cup melted chocolate

• Cut the butter into small pieces and put it into a bowl. Mix it roughly with the dough hook of the mixer. Add flour, walnuts, sugar, salt and cinnamon and stir the ingredients with the mixer until crumbles are formed. Knead the dough with your hands until there are no longer any bits of butter. Shape the dough into a ball and chill it in the refrigerator for at least 1 hour. After the cooling time, preheat the oven to 180 ° C / 365 ° F top and bottom heat. Cover baking trays with baking paper. Shape the dough into approximately 3 cm balls and flatten these a little. Place them on the tray with enough space between them.


• Bake it for about 10-12 minutes. After they have cooled dip them in melted chocolate and decorate with chopped walnuts.

I hope you enjoyed my school english, hahaha...

The recipe is from my lovely sister Julia. She is a food blogger - naschenmitdererdbeerqueen.de (in German only)

Marion

Dice for the Rudolph Game!



The Winner is that one who reaches Rudolph's red nose first! Pick any character you want.

The one who can jump the highest may begin. Play the note dice and go as many lamps forward as the note value shows you.

If you reaches a red lamp, you must go 2 lamps back.

How you move:

whole note - 4 lamps forward

dotted half note - 3 lamps forward

half note - 2 lamps forward

quarter note - 1 lamp forward

quarter rest - lose one term

half rest - lose two terms



Rudolph Game

Marion

Find the hidden composer!


L	Z	H	B	H	R	H	R	R	A	K	E	Y	D	E	B	U	S	S	Y	X	E
C	M	X	G	I	M	T	N	H	A	N	D	E	L	T	V	V	O	R	O	H	D
S	U	H	G	U	D	I	J	S	V	C	U	Y	D	O	B	O	Z	D	U	M	L
R	S	T	G	S	K	J	T	L	F	D	H	A	Y	D	N	Z	B	F	U	J	P
C	S	C	C	C	P	F	M	C	M	J	W	M	S	W	B	J	O	P	L	I	N
U	H	G	H	H	J	T	A	T	C	D	T	R	A	A	N	Y	R	X	G	F	T
S	H	T	N	U	A	R	U	U	N	T	J	U	I	N	P	I	N	C	N	X	H
A	X	I	W	B	M	I	R	Q	R	G	O	W	N	B	I	Z	L	S	R	F	Q
A	P	R	C	E	Z	A	K	H	I	E	W	W	T	E	X	N	Z	F	Y	V	S
G	F	W	Z	R	B	P	N	O	U	W	C	L	-	E	I	C	O	M	N	E	V
Z	L	U	T	T	N	I	R	N	V	Z	M	D	S	K	L	G	P	F	V	A	I
Z	C	A	K	A	B	A	L	E	V	S	K	Y	A	K	J	C	M	I	F	U	O
E	G	T	C	H	J	C	K	N	Y	X	K	B	E	E	T	H	O	V	E	N	C
W	W	E	H	U	T	I	F	A	Y	U	B	Y	N	H	E	C	Z	I	R	Q	A
A	M	S	O	T	S	T	I	R	C	C	R	Y	S	W	Y	G	A	B	A	C	H
T	J	I	P	R	Y	A	G	U	Y	B	S	T	C	I	Q	L	R	F	V	H	T
N	A	T	I	P	R	O	K	O	F	J	E	V	I	O	F	T	S	E	O	C	
B	M	E	N	D	E	L	S	S	O	H	N	-	B	A	R	T	H	O	L	D	Y



- Rachmaninoff
- Haydn
- Saint-Saens
- Joplin
- Ravel
- Beethoven
- Faure
- Schubert
- Prokofjev
- Chopin
- Debussy
- Schumann
- Bach
- Mendelssohn-Bartholdy
- Kabalevsky
- Mozart
- Tchaikovsky
- Handel

Marion

Write triads in thirds and enchant these into funny snowmen!



Schneemann, rolle, rolle

Marion

1. Schnee - mann rol - le, rol - le, kriegst aus wei - ßer Wol - le



ei - nen di - cken Man - tel an, Koh - len sind als Knöp - fe dran.

2. Schneemann, guck nicht trübe,
kriegst die rote Rübe,
zwischen deinen Äugelein
soll ein lustig Näslein sein.

3. Schneemann, lass dir sagen:
Zwei Kartoffelschalen
unter deinem Sonntagshut
stehen dir als Ohren gut.

4. Schneemann, lass dich loben!
Bis die Sonne droben
dich verbrennt mit Kleid und Fell
bleibst du unser Spielgesell.

German Traditional



Draw the bar lines!




O Christmas Tree

1. O Tan-nen-baum, o Tan-nen-baum, wie grün sind dei - ne Blät - ter! Du grünst nicht nur zur Som-mers-zeit, nein, auch im Win - ter, wenn es schneit. O Tan - nen-baum, o Tan - nen-baum, wie grün sind dei - ne Blät - ter!

1. O Christmas Tree, O Christmas Tree,
Your branches green delight us!
They are green when summer days are bright,
They are green when winter snow is white.
O Christmas Tree, O Christmas Tree,
Your branches green delight us!

2. O Christmas Tree, O Christmas Tree,
You give us so much pleasure!
How oft at Christmas tide the sight,
O green fir tree, gives us delight!
O Christmas Tree, O Christmas Tree,
You give us so much pleasure!

3. O Christmas Tree, O Christmas Tree
Forever true your colour.
Your boughs so green in summertime
Stay bravely green in wintertime.
O Christmas Tree, O Christmas Tree
Forever true your colour.



© Marion

Name the notes and colour the tree.


Write little treble
clefs into the treble
clef! Let some also
'snow'!



Marion

These words are hidden:

staccato
accelerando
lento
presto
fortissimo
crescendo
pianissimo
decrescendo
allegro
forte
legato
piano
andante
ritardando



horizontal

- 1: speeding up
- 3: slowing down
- 5: quiet
- 6: increasing
- 8: fast
- 9: decreasing
- 12: very fast

vertical

- 2: very slow
- 4: at a walking pace
- 7: very quiet
- 10: very loud
- 11: tied together
- 13: loud
- 14: detached

How to fold an paper angel.



 (Strg) ▾



Feria i Nativitatis M. i q' Voci. 3 Trombe Soprano & Tenor 2 Hautb.
Oratorium. 1788. 2 Violini Viola & Fagot 3 Bassi

Handwritten musical score for various instruments including Violini, Trombe, Hautb., and Bassi. The score consists of multiple staves with musical notation and clefs.

Evangelium nach dem 1ten Capitel

Musical notation for the first part of the Gospel, with lyrics: "Es sprach Jesus aber zu der Zeit, und sein gebot an den Kaiser und angestrichen abging."

Musical notation for the second part of the Gospel, with lyrics: "Es sprach aber nicht geschicket werden. Und redeten man sprach, dass er nicht sprach, dass er nicht sprach."




Caro i Oratorio.


Female Composer Memory




Amy Beach 1867-1944



Fanny_Hensel 1805-1847



Hildegard von Bingen
1098 - 1179



Hildegard von Bingen




Lili_Boulanger 1893-1918



Lily Lescaut 1869-1917



Margarete Schwaner
1887-1957



Melanie Bonis
1838-1937



Clara Schumann 1819-1896



Cai Weiji 177-250



Teresa Caraccioli 1853-1917





Write bass clefs
into the bass clef!


Let some bass clefs snow!

Marion

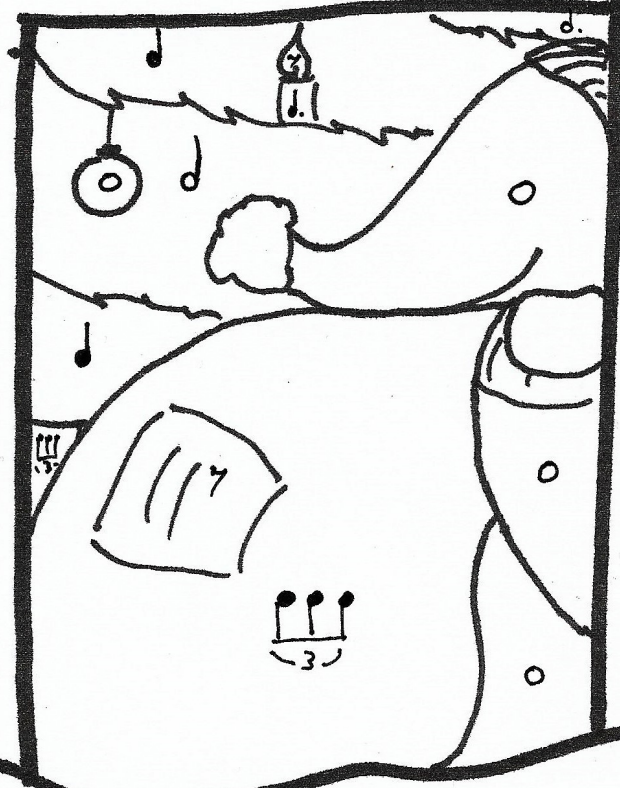



Colour the picture


 = bright green


 = dark green


 = red

 = dark blue



 = brown

 = orange

 = gelb


 = light blue

Marion


Organize a private house concert. Create a concert poster with time and place. Put on your most beautiful clothes and play at least 3 christmas songs on your instrument. Your audience will give you a lot of applause.

19






C4 F4 F4 F4 G4 A4 A4 A4 A4 G4 A4 B4...




D4 B4 A4 G4 D4 D4 D4 D4 B4 A4 G4 E4 ...



D3 D3 A3 A3 G3 F3 E3 D3 C3 D3 E3 F3 G3 A3 ...



G3 G3 D3 G3 A3 D3 B3 A3 B3 C4 B3 A3 ...



Marion

(m) Chors.


Organo: 21


A handwritten musical score on aged, yellowed paper. The score is divided into two parts: 'Chors.' (Chorus) and 'Organo:' (Organ). The notation is dense and complex, featuring multiple staves with various musical symbols, including notes, rests, and dynamic markings. The paper shows signs of wear, with some staining and discoloration. The number '21' is written in the top right corner, likely indicating the page number or a specific measure.

For a mini origami book you need this "long" paper and the square paper on an extra sheet. The instruction are on 2 separate sheets.

Square paper for origami mini book

21





21

Instruction 1 for the mini origami book



Instruction 2 for
the mini
origami book

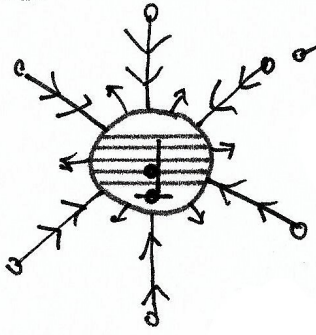
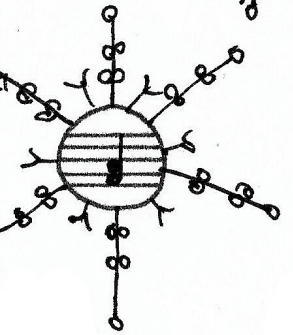
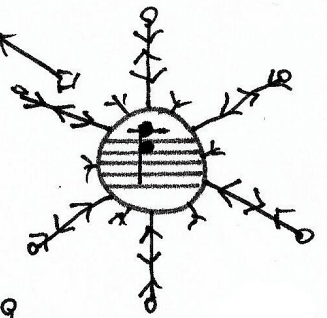
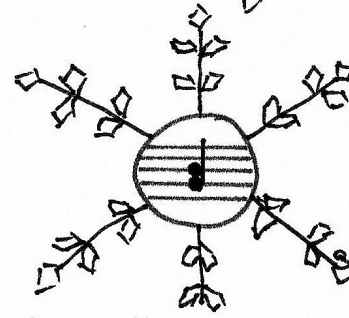
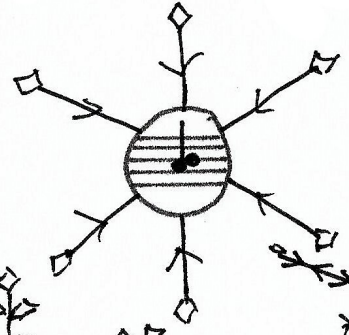
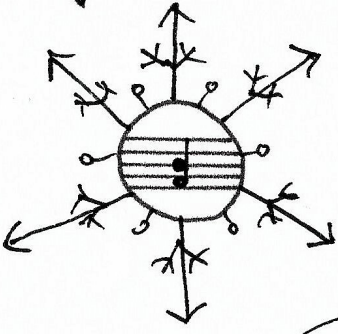
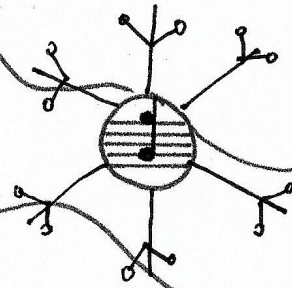
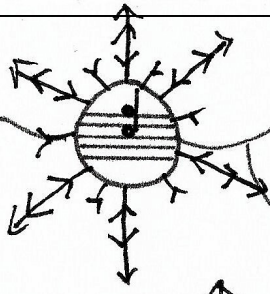
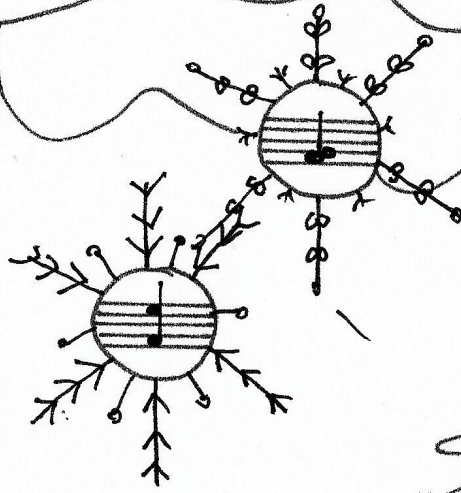
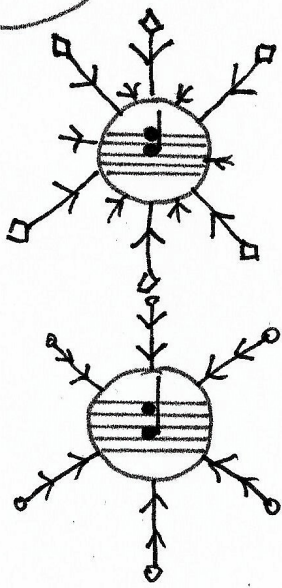


Clap the rhythms. Can you find out the christmas songs?

The image shows five musical staves with rhythmic notation. The first staff has a 3/4 time signature and a sequence of eighth notes. The second staff has a common time signature and a sequence of eighth notes. The third staff has a 6/8 time signature and a sequence of eighth notes. The fourth staff has a common time signature and a sequence of eighth notes. The fifth staff has a 4/4 time signature and a sequence of eighth notes.

Santa helps you!
Colour the picture!





Colour the intervals in the snowflakes in following way:

- second - blue
- third - green
- fourth - yellow
- fifth - orange
- sixth - violet
- seventh - red
- octave - pink

One interval is missing. Find it out and draw it in your own snowflake.

Solve the sudoku! Each sign may appear once in one row, column and one of the 9 blocks.

♩	♩	♩	♯					♭
	♩	♩		♩	♩	♯		
	♩		♭				♩	
	♩	♩	♭			♩		♩
		♩	♩	♩	♩			
♩		♩	♯			♩	♩	
♩							♩	
	♩	♩	♩	♩		♩	♩	
					♯	♩	♩	♩

Marion

*Merry Christmas and a happy
healthy new year 2021!*



Take care, yours Marion